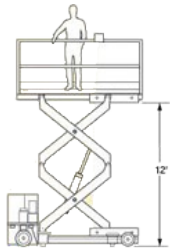


**Quality Custom and  
Standard Material  
Handling Equipment**



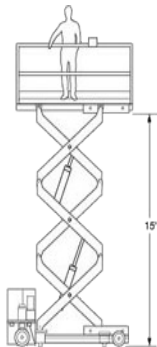
**GOLIATH HEAVY DUTY SELF PROPELLED LIFTS**



**SL 12-100**

**12 Feet**

Capacity	Platform	Raised Height	Prices
3,000	60 x 84	144 inches	\$34,900.00
6,000	60 x 84	144 inches	\$39,000.00
8,000	60 x 84	144 inches	\$49,900.00
10,000	60 x 84	144 inches	\$54,900.00



**SL 15-100**

**15 Feet**

Capacity	Platform	Raised Height	Prices
3,000	60 x 96	180 inches	\$39,900.00
6,000	60 x 96	180 inches	\$44,900.00
8,000	60 x 96	180 inches	\$55,900.00
10,000	60 x 96	180 inches	\$59,900.00



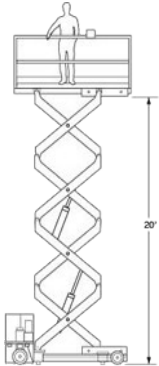
[www.superlift.net](http://www.superlift.net)  
[sales@superlift.net](mailto:sales@superlift.net)

Priceslist

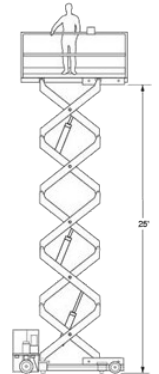
**Quality Custom and  
Standard Material  
Handling Equipment**



**GOLIATH HEAVY DUTY SELF PROPELLED LIFTS**



SL 20-100



SL 25-100

**20 Feet**

Capacity	Platform	Raised Height	Prices
3,000	60 x 84	240 inches	\$54,900.00
6,000	60 x 84	240 inches	\$64,900.00
8,000	60 x 84	240 inches	\$74,900.00
10,000	60 x 84	240 inches	\$84,900.00

**25 Feet**

Capacity	Platform	Raised Height	Prices
3,000	60 x 96	300 inches	\$59,000.00
6,000	60 x 96	300 inches	\$69,000.00
8,000	60 x 96	300 inches	\$79,000.00
10,000	60 x 96	300 inches	\$89,000.00

**STANDARD FEATURES:**

- Holding valves on all cylinders
- Geared Flow Dividers
- High quality hydraulic systems
- Zerk fittings on all cylinders

**OPTIONS:**

- Track Units
- Special Finishes
- Marine Paint
- Atex Ex approval



[www.superlift.net](http://www.superlift.net)  
[sales@superlift.net](mailto:sales@superlift.net)